

Welcome to







Starting school is an important event for both parents and children. We are very excited to welcome you and your family to Victoria Primary Academy and look forward to sharing and supporting your child throughout their school journey.

We have created this welcome booklet to show you what life is like at Victoria and how your child's school journey will begin here in Reception.



A Friendly face!

It can be a scary and worrying time starting at a new school but at Victoria we have lots of smiley and friendly faces, who are always available to help if your child or you need them. Below are some photos of the faces you may see and a little bit about them. We are all very excited to get to know you and your families!

		
Mrs Scargill	Miss Holmes	Mr Pearson
Mrs Scargill is the Principal at Victoria. Mrs Scargill's favourite subject is maths. She loves to use all the different maths resources that we have in school to create and solve different problems! She also likes to sing different songs in Maths, such as five little monkeys!	Miss Holmes is the Reception lead and one of the class teachers at Victoria. Miss Holmes' favourite time at school is story time. She loves reading stories! Her favourites include Stick Man, Dear Zoo and The Gruffalo! She loves reading stories and doing different voices for each of the characters!	Mr Pearson is the Senior Vice Principal at Victoria. Mr Pearson's favourite part of the week is celebration assembly. He loves hearing about the great work everyone has been doing, both at school and at home, and celebrating everyone's achievements!
		
Mrs Hensman	Mrs Worosz	Mrs Begum
Mrs Hensman is one of the Reception class teachers at Victoria. Mrs Hensman loves music. She really enjoys singing and dancing. Her favourite song is Big Bear Funk!	Mrs Worosz is a higher-level teaching assistant here at Victoria. Mrs Worosz loves teaching phonics and helping children to learn how to read independently. She also loves getting messy in the middle area!	Mrs Begum is a teaching assistant at Victoria. Mrs Begum's favourite part of the school day is choosing time outside, where she can explore in the sandpit and make sandcastles!

Creating Learners Without Limits

Our Mission statement at Victoria is

Creating Learners without Limits



At Victoria, our aim is to create learners without limits. We want our children to be the very best they can be and to reach their full potential. We do this providing an engaging and rich curriculum and building positive and strong relationships.

The Reception environment!

We are very lucky at Victoria Primary as we have lots of space for your child to explore! Below are some of the places in the school that your child will be using and exploring!

Classrooms – We have two Reception classrooms at Victoria. Both of the classrooms have lots of fun activities for your child to choose from every day. Each of the classrooms has a large mat on the carpet where the children will take part in group and class activities. Everyone in the class gets given their own bug or animal to sit on!



The Middle Area – Everyone gets to explore in the middle area every day! There are lots of activities to do in the middle area, which change throughout the term. The middle area has been a pirate ship, a jungle, Baby Bear's house, a beach and lots more!



The Reception Outside Area – At Victoria we have an outside area just for Reception to explore! It has a giant sand pit, bikes, a story corner, a building shed and much more!



The playground – At lunch time your child will be able to go onto the big playground. The big playground has a trim trail which your child can use, obstacles courses on the floor to complete, table tennis tables, a quiet area, a basketball hoop and lots more!



If your child does not want to run around at playtime, that is ok! We have a quiet area where your child can go at playtime and explore lots of activities with their friends.



Others places at Victoria!

There are other places around the school that your child will get to use and explore with their teachers and their friends.

The Library- At Victoria we have a fabulous school library full of exciting books! Each week your child will be able to go to the library and choose a book to take home to share with you at home.



The Hall - We use the hall for lots of different things at Victoria. Every day your child will eat lunch in the hall with their friends, they will have assembly and once a week they will have PE in the hall.



At school we have lots of fun!

In Reception we have lots of fun whilst we learn lots of new things. Here are some of the things your child can look forward to during their first year at Victoria!



Meet lots of new people and make lots of new friends!



Take part in school performances!



Learn to read and write with Fred the Frog!



Take part in whole school events such as World book day and sports day!



Meet lots of visitors – both people and animals!



Activities

Here are some examples of the activities your child can look forward to doing at Victoria!



Small World Activities!



Dressing Up and Role Play!



Sharing Stories!




Creative and Sensory Activities!




Physical / Outside Activities!



Maths Activities!



Reading Activities!



Writing Activities!



Construction!

A day at Victoria

We realise that starting school can be both an anxious and exciting time for both you and your child. When your child starts at Victoria in September they will be coming in for either the morning or for the afternoon. This gives them the opportunity to get to know their new teacher and to meet some of their new class mates.

This is what your child's first few weeks will look like at Victoria!

Welcome – Your child will come into school through this door. They will be welcomed by some of the faces you have seen in this booklet. They will have their own peg and drawer which will have their name on. They can use these to hang their coat on and keep their book bag in.



Register – When your child has put their belongings in their drawer and on their peg, their class teacher will do the register in the classroom. The register is taken every day so we know who has come to school!

Carpet time – After the register your child will be able to take part in an activity or a game on the carpet with their teacher and their friends.

Choosing time – During choosing time your child will be able to explore in all of the Reception areas and pick which activities and toys they would like to play with!

Snack time – At snack time your child will be able to have milk or water and a piece of fruit every day! We have lots of different fruit at Victoria including apples, bananas, oranges and carrots.



Playtime – After snack your child can go and explore on the big playground with their friends from Reception!

Choosing time – When the children come back in they will be able to continue to explore all of the Reception areas with their friends.

Story and singing – We always end the day with a story and singing.

Home time – At the end of the day your child will come out of one of these doors.



Children's voice

Here at Victoria we think everyone should be listened to and be heard. We regularly ask the children for their thought and opinions.

We recently asked the children at Victoria what their favourite memories from Reception were and what their favourite thing about Victoria is.

I loved phonics and playing Fred says games

Kornelia

I really liked my teacher and making lots of friends.

James

I liked drawing and painting and making lots of things.

Rosie

I loved the animals coming in to see us. Jub Jub the big lizard was my favourite.

Carter

I liked the story Supertato and finding the naughty pea that had got out of the fridge!

Gabriel

I liked playing in the middle area and dressing up as lots of different things. I was a doctor and a witch!

Ava

Parents Voice

At Victoria, we think communication and building relationships with families is key. Throughout the school year, there are many opportunities to share your thoughts and opinions about the school with us.

Take a look at some of the things that families have said this year about Victoria!

“The staff and school values”

“Staff are friendly”

“My child is happy”

“Bullying and discrimination is dealt with quickly”

“The great teachers and office workers. Very supportive with everything”

“Comfortable environment”

“Subjects taught well”

“The students come first”

“Children are not held back if they excel in a subject.”

“Happy children! Friendly atmosphere”

“Communication between staff and parents”

“Helpful to parents in all aspects”

“Children are listened to and seem to have a good relationship with their teachers”

“Everyone is helpful and deals with any concerns I have quickly”

“Everything is brilliant!”

FAQ

We appreciate that parents / carers will have many questions when looking for a school for their child or when their child starts school. We have put together some frequently asked questions which will hopefully answer some of these questions. If you cannot find the answer to what you are looking for, please do not hesitate to contact us and a member of staff will be happy help.

What English programme do you follow at Victoria?

Here at Victoria we follow Ruth Miskin's Read write Inc programme to teach the children how to read and write. *Read Write Inc.* Phonics teaches children to read accurately and fluently with good comprehension. They learn to form each letter, spell correctly, and compose their ideas step-by-step. If you click on the read write inc logo, it will take you to the read write inc website, where you can find lots more information.

How can I contact my child's teacher?

At Victoria we use Class Dojo's. Every child / parent has an account and parents are able to send message directly to their class teacher. Teachers can then reply via message or phone call. Also, there are always members of staff in the playground at the beginning of the day and at the end of the day that you can speak to if you need to.

Will my child get work to do at home?

In Reception, after the first term, the class teachers set children home learning on Class Dojo's each week. They normal set one English piece and one Maths and sometimes a connected curriculum activity. The children can complete the activities at home, being as creative as they wish. Once completed, they can then upload photos to their portfolio on Class Dojo's for their teacher to see. When teachers look at the home learning they are able to leave instant feedback which you and your child will be able to see and respond to.

Do you have a school uniform?

At Victoria we do have a school uniform. The children wear: a purple V-neck sweatshirt or cardigan with the academy logo, a plain white polo shirt or one with the academy logo, a grey pinafore, skirt or trousers, white or grey socks or tights and plain black shoes.

Can I park on the school site?

Unfortunately parents are unable to drive or park on the school site.

Is there a bike shelter on the school site which my child can use?

The school does have a bike shelter that the children are able to use to secure their bikes or scooters to if they wish to ride to school.

Do you have a school council?

We feel it is very important that the children's voices are heard here at Victoria and we do have a school council. Each class vote for their school councillor. The school councillors attend regular meetings where they discuss lots of different things including upcoming events and school changes.

How will I find out about my child's progress and achievements?

Twice a year you will be invited to attend a parent's consultation with your child's teacher. This meeting will be to discuss how your child is getting on, their areas of strength and any areas of development and any concerns you may have. At the end of the academic year, you will receive a written school report from your child's teacher. Remember, if at any point through the year you have a concern or you need to speak to a member of staff, our door is always open.